



United Steel League

NELLIS STEEL

Pistol & PCC match



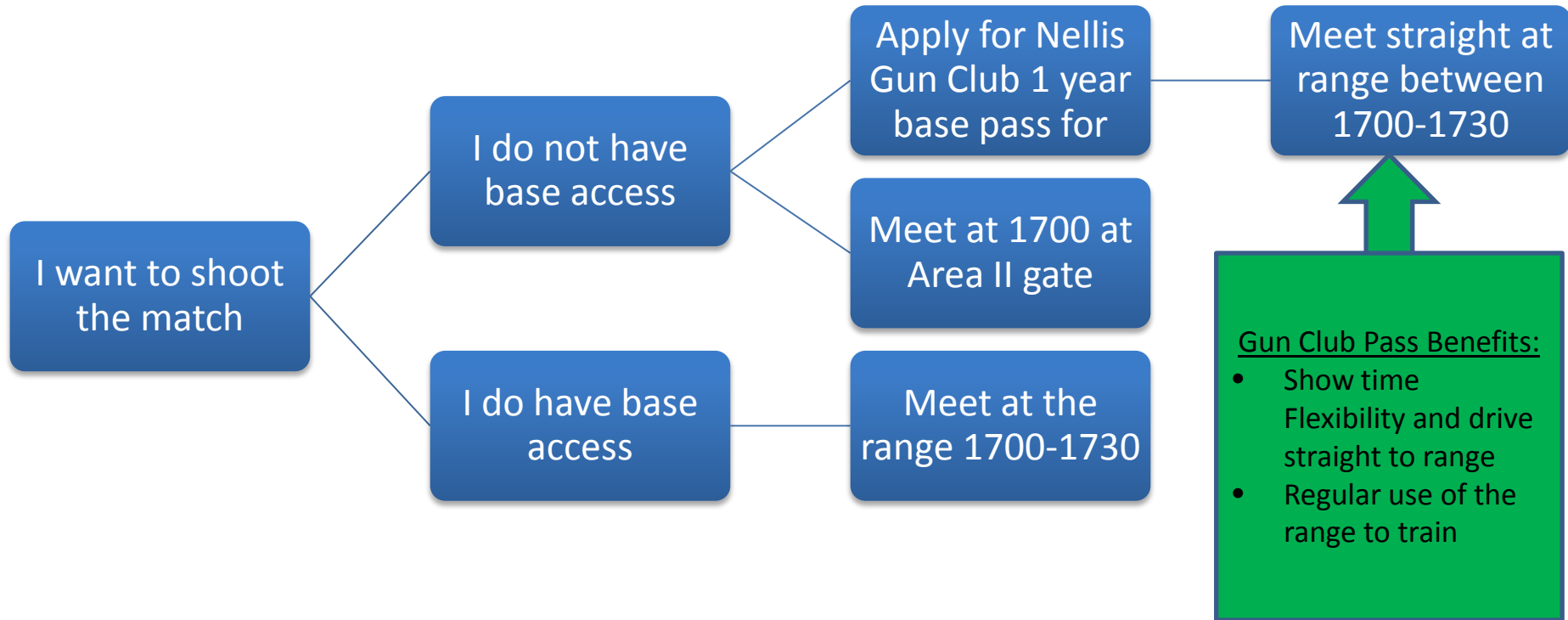
Current as of July 2019

Overview

Nellis Steel Pistol & PCC match is a practical shooting match hosted by the Nellis Air Force Base Gun Club. Shooters of all skill levels are welcome! The purpose of this brief is to provide new and returning shooters with important information.

- Location
- Timeline
- Registration
- Safety Rules
- Match Information
- Scoring
- Range Facility

Base Access



For base pass information please contact the Nellis Gun Club.

Gun Club Hours: Wed, Fri, Sat, Sun 0700-1500

Phone: 702-652-1937

E-mail: keith.hiscock@us.af.mil

ashlyn.monohan@us.af.mil

Location (Area II Gate)

Destination:
Nellis AFB Area II Gate
(across from Vegas Speed Way)

DIRECTIONS:

- Exit 54 onto Speed Way Blvd
- Take a right turn onto N Hollywood Blvd
- Take a left turn onto N Las Vegas Blvd (604)
- Take a right turn into Nellis AFB Area II
- Park in the visitor parking

IMPORTANT:

1700 is the pick up time. If you are not in the parking lot at the time of pick-up. We will be unable to help you get onto base.

We recommend that all shooters get a 1 year base pass issued by the Nellis Gun Club. You can drive straight to range without escort.

Without base access meet up point



Parking Lot :11S PA 79217 14992

Location (Range)

If you have a Nellis Gun Club base pass, military ID card, or a law enforcement ID card you can drive straight to the range. The Gun Club office is closed during the Nellis Steel Wednesday night matches so report straight to the range registration table.



Range : 11S PA 81735 12913

Timeline

2nd and 4th Wednesday of every month

*****Follow Nellis Steel Shooters Facebook group for updates and special events*****

1700 – Area II Gate Pick Up

If this is your only way onto base, don't be late.

1700-1730 – Registration

1740 – Match start

2000 – Match End

Registration

We ask that all shooters planning to attend preregister on practiscore.com. The link can be found on the facebook group event post. This saves time by streamlining your registration process.

- ✓ When you arrive, check in at registration table
- ✓ **Cash only \$15 (change is available)**
- ✓ Arm-band issued
- ✓ Shooting squad confirmed or assigned
- ✓ Sign the Gun Club sign in sheet
- ✓ First time at Nellis Steel? Stand by for safety brief

Help us help you by completing all steps before departing the registration table

Safety Introduction

Prevention is key!

- ✓ **The Nellis Steel Pistol & PCC match is growing. It is important for all shooters to fully understand the safety rules and help each other prevent any safety violations.**
- ✓ **Help out new competitors that are new to the rules. The RO's primary focus is safety, not scoring.**
- ✓ **Staff will give the official safety brief to all first time nellis steel competitors and upon request from others.**

Safety Rules

VIOLATION OF SAFETY RULES WILL RESULT IN MATCH DISQUALIFICATION

Universal Safety Rules

- Treat all weapons as if they are loaded
- Don't point your weapon at anything you do not intend to destroy
- Keep your finger off the trigger and outside of the trigger guard until your sights are on target
- Be sure of your target and what's behind it

Cold Range

- All weapons are unloaded until given the command "make ready"
- Weapons are only handled at designated safety tables or when you are given the command of "make ready"
- No ammo is handled or placed on safety table
- Upon completion of the shooting, the RO will have you "unload and show clear", "IF clear, hammer down and holster"

Ammo

- The following calibers are allowed during the match (no exceptions):
22 LR, 9mm, .38 cal, .40 cal, .45 cal

Safety Rules

VIOLATION OF SAFETY RULES WILL RESULT IN MATCH DISQUALIFICATION

Holster

- Must be outside of the waist band (OWB)
- Must protect trigger and trigger guard
- If holster is questionable, match director will make final determination.
- Any shooters without holster or unable to use their holster will shoot from low-ready position and have an additional 2 seconds added to each string.

Everyone is responsible for safety

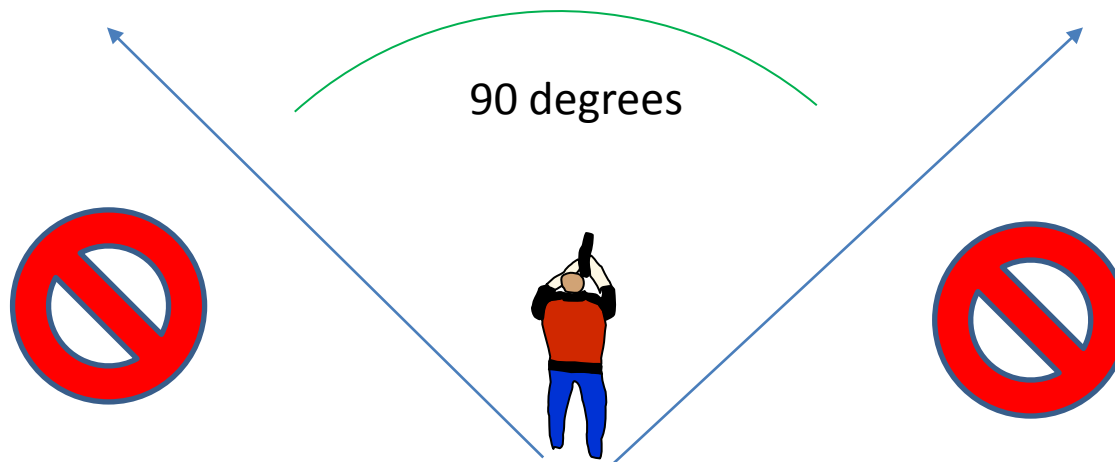
- If you see something requiring immediate intervention, say “STOP” or “CEASE FIRE”
- Bring up any safety concerns to match staff

Wear your Eye and Ear protection at all times

Safety Rules

I. Muzzle Discipline (must stay within 90 degrees)

- I. Facing down range, you can move your muzzle 45 degrees left and 45 degrees right. This stays consistent whether you are moving, reloading, or shooting. It is never to be broken for the safety of everyone.
- II. The RO may give you the warning “MUZZLE” if you get close to breaking the restricted angles.
- III. **The RO will give you the command “STOP” if you break the restricted angle. This will result in a match disqualification.**



Safety Rules

VIOLATION OF SAFETY RULES WILL RESULT IN MATCH DISQUALIFICATION

If you are unfamiliar with a match disqualification (DQ)

Match Disqualification:

- Ensures your safety and those around you
- Part of adhering to safety standards
- You will be stopped by the command “STOP”, unload and clear your weapon under RO commands and supervision
- You’re welcome to continue watching the match and hang out
- You’ll be able to shoot the next match
- We expect you to be a good sportsman
- The match director will review the situation and discuss the safety incident with the shooter

Note: You would not be the first or last shooter to receive a match DQ. Many of our top level shooters have received match DQ’s at much larger matches.

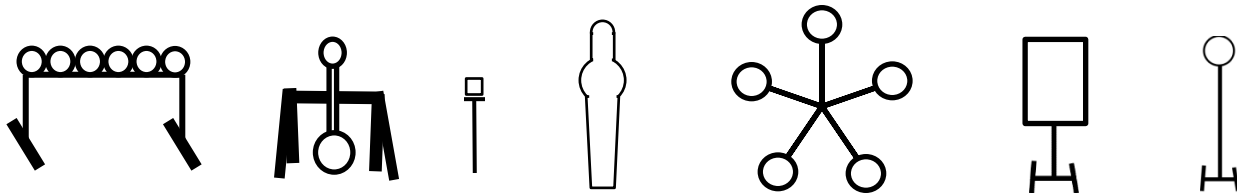
Match Information

○ Required Equipment

- Pistol or PCC carried in a hard or soft case
- 3 magazines
- Eye & Ear protection
- 100 round minimum round count **(200 rounds highly recommended)**

○ Stages

- Stages change week to week (please read posted stage descriptions on each stage)
- Each stage is typically 2 strings
- 12 round average per string
- We use various steel targets including MGM Spinner, plate racks, poppers, star, knock-over (KD) targets, and different plates.



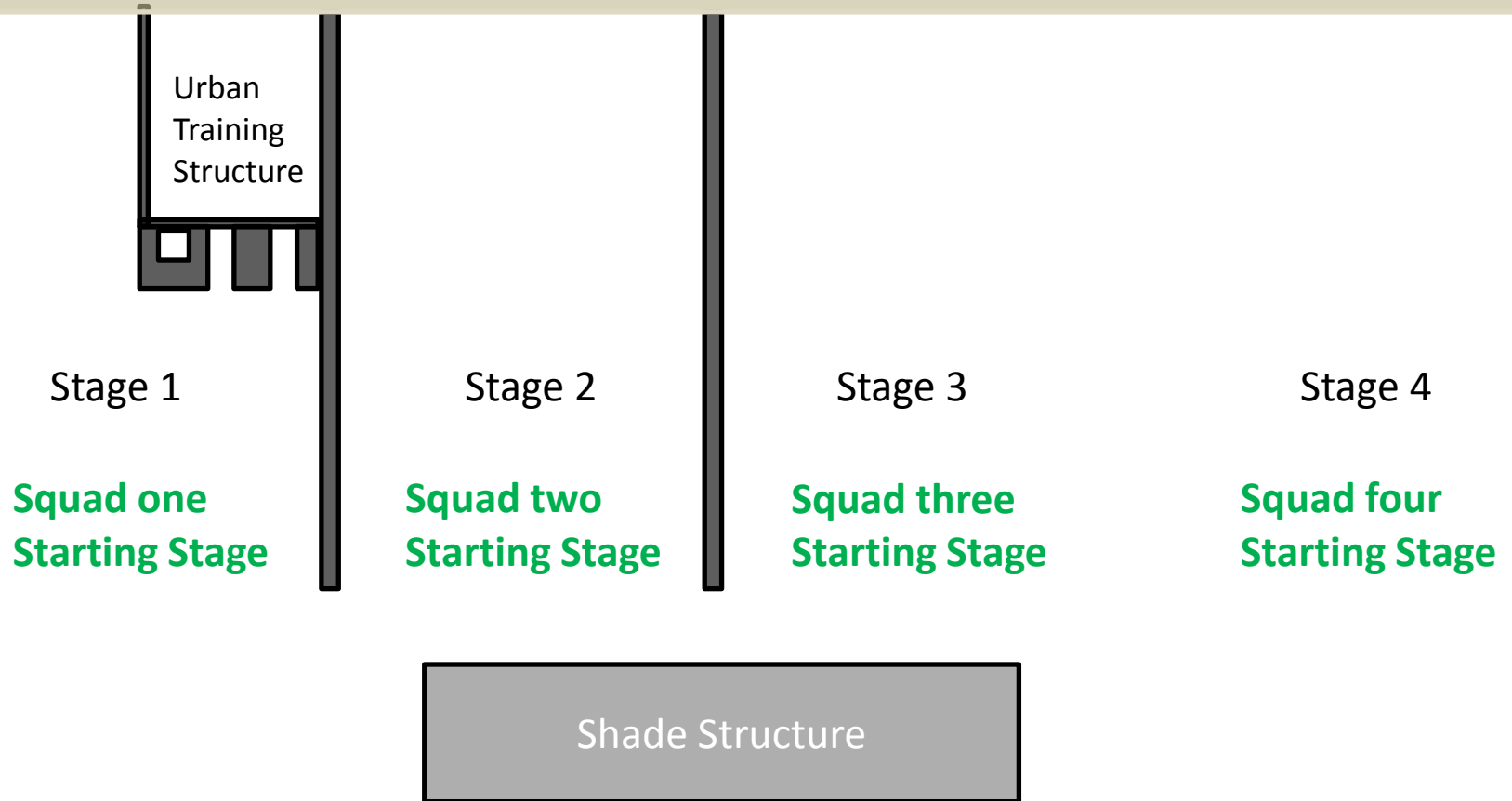


Scoring



- **Nellis Steel is a United Shooting Sports League <https://ussleagues.com> Membership is not required to shoot the match. All members receive credit with USSL for shooting this match so be sure to include your USSL number when you pre-register.**
- **The Nellis Steel USL match primary scoring format is Time Plus (USSL-EMG)**
 - Example: If shooter 1 runs stage one with the fastest time of 10 seconds, then he/she sets the stage as worth 10 points. If shooter 2 runs the stage in 8 seconds he/she will earn 8 of the 10 available points for that stage.
- **You are only scored within your division.**
- **Scores are posted onto practiscore.com and shared on the facebook group the night of the match after range clean up is complete.**
- **The [practiscore competitor app](#) is a cool tool for use in scoring analysis**

Range Facility



Parking Lot

Range Facility

- **Restrooms**
 - Currently there are no restrooms on the range. There are various areas with appropriate concealment as necessary
- **Lighting**
 - Lights are on the range to light the stages as needed. Depending on the time of the year, we recommend you bring a flashlight or headlamp
- **U.S. Air Force Base**
 - If you are new to the Nellis Steel match, know that the Area II gate you entered closes at 1730. You will exit the base from the main gate (open 24/7) onto Craig road. **It is important that you follow someone that knows the route to exit from the main gate.** Follow all posted speed limits.

Summary

- ✓ Everyone that can safely handle a firearm is welcome! This is a fun match with a lot of great people that are happy to help you out!
- ✓ Post any questions onto the Nellis Steel Shooters facebook group or message the group admins.
- ✓ Subscribe and post with #nellissteel to follow the nellis steel competitors!

See you at the next match!
#nellissteel